

DYNAMIC PERFORMANCE
DELIVERS

circle
FITNESS







M6

C O N T E N T S

3 Introduction

4 Core Values

5 360° Wellness

6 Streaming Entertainment

7 Asset Manager

8 Platinum: 8 Series

36 Core: 6 Series

60 Residential + Specialized Series



INTRODUCTION



Circle Fitness has been motivating people to always move forward for over 25 years. We believe that new beginnings have the power to inspire people to choose a better life, every day and to discover the potential of what new possibilities lie ahead. To move onward is to have confidence in the future, and purpose for today. This philosophy has inspired our line of industry-leading fitness equipment across semi-commercial and commercial facilities. When we innovate our products, we place quality at the forefront of every engineering choice and material selection—our testament to guaranteeing durability and safety.

Circle Fitness products are found in world-class facilities across diverse markets including athletic centers, hospitality, apartment complexes, and government facilities. Our selection of products is also designed by a team of engineering experts for the highest standards of profession and service. Fully geared with high-tech consoles, our suite of treadmills, ellipticals, and bikes are the benchmarks for today's standards of machinery.

We strive to continue building our legacy, not just by simply moving forward, but by bringing a revolution to the workout industry with versatile, premium equipment that places your facility members at the center of it all.



A L W A Y S

MOVING FORWARD

CORE VALUES

To train better is to be better by transcending the traditional. Durability, performance, and safety should always take top priority. Open-mindedness can create connections with consumers all over the world. Everyone deserves a personalized workout with equipment that delivers dynamic performance. Ingenuity can be both advanced and accessible. Premium technology and operating systems should never sacrifice a stylish design. Authenticity can propel positivity and a healthy way of living. Embracing new eras of change can unveil the best version of yourself eager to happen.



EXCEED THE

EXPECTED



FEATURES

As future-forward visionaries, we know what it takes to provide individuals with an unforgettable experience, and that's what fulfills our ethos for our products across facilities. At Circle Fitness, we pride ourselves on creating durable machinery that requires low maintenance while triumphing in intuitive dynamism.

Our fitness equipment is geared with end-to-end technology from our CircleCloud Go app that inspires movement motivation with real-time connection to touchscreen consoles to your mobile device. Along with Target Train, Virtual Go, and Body Manager, each application excites individuals to track their results and stats. Every product in our line offers specific versatility in its own way, but one guarantee that remains across the board—future-proof features.

360° WELLNESS

CircleFit Apps


Our powerful app boasts a real-time connection with Circle Cloud and our latest touchscreen consoles, giving users the power to master their workouts with just a smartphone. Take control of your fitness; anytime, anywhere.

Sync In

Enjoy all of the features our CircleCloud Go apps offer, right from your phone. Monitor and track progress, or create and edit content with a real-time connection.

Quick Login

Log in into CircleCloud Go hands-free with Quick Login simply by opening the CircleFit app from your phone and connect with the console or body analyzer via Bluetooth.



ASSET MANAGER

Updated and powerful, the new Circle Fitness Asset Manager is the platform to not only maximize your investment but to create a strong engagement with facility members for the most long-term reward.

Overview

A detailed overview gives the operator a clear status of the machines in the facility. The information includes the equipment's usage, running status, software version and more.

Latest Update

Receive the latest information on equipment maintenance, new features, software updates or technical support.



STREAMING ENTERTAINMENT

BT Headphones

Wireless Charger





PLATINUM SERIES

**STRONG
FLUID
UNFORGETTABLE**

The Platinum 8 Series is our premium, fully commercial cardio line. It features the most powerful motors, the most intuitive user interfaces, and the best ergonomic designs. The 8 Series line is crafted with durability in mind, designed not only to suit your needs, but to exceed your expectations.



DESIGNED FOR RESULTS

Everyone deserves a personalized workout with equipment crafted with premium technology and modern designs. Built for daily use and fully commercial locations, the 8 Series is what fitness equipment should be—innovatively durable.



M8

Intuitive, modern treadmill design with options for LED, 8", 10.1", or 18.5" touchscreens and easily replaceable running belt.



M7

Durably designed for fitness facilities with an easily replaceable running belt, the M7 is highly versatile and adjustable.

FITNESS DONE

YOUR WAY



E8

Total body elliptical, perfect for a range of users—high incline and resistance features and easily replaceable motor belt.



E7

Sleek design and optimized performance make the E7 elliptical easy to assemble and relocate.



B8

Specifically designed for a comfortable full-body training session. Customizable settings, made for every user for endless versatility.



R8

Maximum comfort and control with high-quality manufacturing for safety and durability.

TREADMILL

M 8



Power, performance, and durability are what make the M8 Treadmill a complete package of innovation and meticulously crafted engineering for maximum performance and full commercial use. The M8's intuitive, yet simple design makes it easier and more efficient to assemble, service, and relocate. Find your tempo with customizable settings made for your facility and made to last.

M8 offers highly adjustable features so you can exceed your limitations with ease. The quick shift makes it easy to adjust your speed and incline preference for the perfect workout. 16% incline and elevated paddle shifters allow for a more rigorous hiking feel.

Available Color Options



Polar Silver

Jet Black

M8 DETAILS & SPECIFICATIONS

EQUIPMENT DETAILS

USER CAPACITY	227 KGS / 500 LBS
SPEED	0.5 – 25 KM / 0.3 – 15.6 MPH
ELEVATION	16%
DRIVE MOTOR	4.0 HP (CONTINUOUS) / 6.0 HP (DUTY)
POWER	AC 120V / 20A AC 230V / 15A
ROLLERS	90 MM / 3.5 IN
FRAME	STEEL

EQUIPMENT DIMENSIONS

UNIT DIMENSIONS	2170 x 940 x 1530 MM 86 x 37 x 61 IN
PACKAGED DIMENSIONS (BODY)	2270 x 980 x 430 MM 90 x 39 x 17 IN
PACKAGED DIMENSIONS (CONSOLE)	1000 x 790 x 350 MM 39.4 x 31.1 x 13.8 IN

EQUIPMENT WEIGHT

	LED	TOUCH	SPORT	E PLUS
UNIT WEIGHT	208 KGS 457.6 LBS	208.2 KGS 459.1 LBS	207.3 KGS 456.1 LBS	210 KGS 462 LBS
PACKAGED WEIGHT	227 KGS 499.4 LBS	227.2 KGS 500.9 LBS	226.3 KGS 497.9 LBS	229 KGS 503.8 LBS

CONTINUE THE JOURNEY AHEAD



Extra Large Running Surface

Featuring an extra wide 23 inches running surface for increased comfort.



Quick Shift

Make easy and effective adjustments to speed and incline to enhance your workouts.



Smooth deck

Our shock absorption system delivers a perfect balance of cushioning and road feel to bring users the ultimate tactile running experience.

PLATINUM

CONSOLE SPECS

DISPLAY	LED	TOUCH	SPORT	E PLUS 2.0
SCREEN	8x16 Dot-Matrix with Message Window + HR Status Bar	10.1" with Touch + 2 Numeric LED Windows	8" Touchscreen + 2 Numeric LED Windows	18.5" Touch
LANGUAGE	8 languages, English, Turkish, Russian, German, Spanish, Italian, French, Dutch	15 languages, English, German, Spanish, Dutch, Portuguese, Thai, Swedish, Russian, French, Arabic, Japanese, Turkish, Vietnamese, Chinese (simplified & traditional)	15 languages, English, German, Spanish, Dutch, Portuguese, Thai, Swedish, Russian, French, Arabic, Japanese, Turkish, Vietnamese, Chinese (simplified & traditional)	15 languages, English, German, Spanish, Dutch, Portuguese, Thai, Swedish, Russian, French, Arabic, Japanese, Turkish, Vietnamese, Chinese (simplified & traditional)
PRE-PROGRAMMABLE WORKOUTS	MANUAL(1) COURSE(5)-(Hill / Fat Burn / Cardio / Strength / Interval) GOAL(3)-(Time/Distance/ Calories) TEST(8)-(GERKIN / COOPER / USMC PFT / ARMY PRT / NAVY PRT / USAF PFT / FEDERAL LAW / Fitness) HRC(4)-(1.FAT BURN 2.AEROBIC 3.PERFORMANCE 4.CUSTOMIZE) CUSTOM(1)	Training Course(6)-(Manual / Hill / Fat Burn / Cardio / Strength / Interval) Target Training(3) - (Time/Distance/ Calories) HIIT(4) - (Normal / Hard / Advanced / Custom) HRC(4) - (Fatburn / Aerobic / Performance / Customize) Physical Test(7) - (Gerkin Protocol / Cooper Test / USMC PFT / Army PFT / Navy PFT / USAF PFT / Federal Law)	Training Course(7)-(Manual / Target / Hill / Fat Burn / Cardio / Strength / Interval) Training Course(7)-(Manual / Target / Hill / Fat Burn / Cardio / Strength / Interval) HIIT(4) - (Normal / Hard / Advanced / Custom) HRC(4) - (Fatburn / Aerobic / Performance / Customize) Physical Test(7) - (Gerkin Protocol / Cooper Test / USMC PFT / Army PFT / Navy PFT / USAF PFT / Federal Law)	Training Course(7)-(Manual / Target / Hill / Fat Burn / Cardio / Strength / Interval) HIIT(4) - (Normal / Hard / Advanced / Custom) HRC(4) - (Fatburn / Aerobic / Performance / Customize) Physical Test(7) - (Gerkin Protocol / Cooper Test / USMC PFT / Army PFT / Navy PFT / USAF PFT / Federal Law) VirtualGo(10)
QUICK START	Yes	Yes	Yes	Yes
INTEGRATION				
BODY ANALYZER INBODY 570	NA	NA	Yes	Yes
EXERCISE DATA	NA	NA	Yes	Yes
WEARABLE APPS	NA	NA	Yes (Runkeeper, GoogleHealth, Fitbit, Garmin)	Yes (Runkeeper, GoogleHealth, Fitbit, Garmin)
CIRCLECLOUD GO	NA	NA	Yes	Yes
ENTERTAINMENT APPS	NA	NA	NA	Yes
FACILITY MANAGEMENT	NA	NA	Yes	Yes

CONNECTIVITY	LED	TOUCH	SPORT	E PLUS 2.0
USB	Charging	Program Update & Charging	Program Update & Charging	Program Update & Charging
LAN	NA	NA	Yes	Yes
CSAFE (POWER ONLY)	Optional	Optional	Optional	Optional
BLUETOOTH	NA	NA	Yes	Yes
TV	NA	NA	NA	Yes
HDMI	NA	NA	NA	NA
WIRELESS CHARGING	NA	NA	NA	NA
WIFI	NA	NA	Yes	Yes
AUDIO OUT	NA	NA	NA	Yes
HEART RATE (HR) DETECTION	Hand Pulse 5KHZ Wireless	Hand Pulse 5KHZ Wireless	Hand Pulse 5KHZ Wireless	Hand Pulse 5KHZ Wireless
MIRACAST	NA	NA	NA	NA
FAN	Yes	Yes	Yes	Yes



LED



Touch



Sport



E Plus 2.0

TREADMILL

M7



The M7 Treadmill is fitness designed for facilities. Expertly crafted with high-grade and quality components, the M7 brings durability and comfort to your workout. With over 20 console exercise programs, the ultimate running performance begins with the M7.

Make swift and simple adjustments during your workout with the quick shift for speed and incline changes, on the spot, and never lose your rhythm. Cool down with an adjustable and strong fan to keep you pushing your boundaries and achieving your results.

Available Color Options



Polar Silver

Jet Black

M7 DETAILS & SPECIFICATIONS

EQUIPMENT DETAILS

USER CAPACITY	227 KGS / 500 LBS
SPEED	0.8 – 20 KM / 0.5 – 12.5 MPH
ELEVATION	16%
DRIVE MOTOR	3.0 HP (CONTINUOUS) / 5.0 HP (DUTY)
POWER	AC 120V / 20A AC 230V / 15A
ROLLERS	90 MM / 3.5 IN
FRAME	STEEL + ALUMINUM

EQUIPMENT DIMENSIONS

UNIT DIMENSIONS	2150 x 930 x 1490 MM 85 x 37 x 59 IN
PACKAGED DIMENSIONS (BODY)	2270 x 940 x 390 MM 90 x 37 x 15 IN
PACKAGED DIMENSIONS (CONSOLE)	970 x 590 x 310 MM 38.2 x 23.2 x 12.2 IN

EQUIPMENT WEIGHT


	LED	TOUCH	SPORT	E PLUS
UNIT WEIGHT	165 KGS 363 LBS	165.3 KGS 364.5 LBS	164.5 KGS 361.9 LBS	167 KGS 367.4 LBS
PACKAGED WEIGHT	181.5 KGS 399.3 LBS	181.8 KGS 400.9 LBS	181 KGS 398.2 LBS	183.5 KGS 403.7 LBS

SEAMLESS

WORKOUT



Smooth deck
Our shock absorption system delivers a perfect balance of cushioning and road feel to bring users the ultimate tactile running experience.



Extra Large Running Surface
Featuring an extra wide 22 inches running surface for increased comfort.



Aluminum Frame
Provides increased strength, adding the durability needed for a commercial environment.

CONSOLE SPECS

DISPLAY	LED	TOUCH	SPORT	E PLUS 2.0
SCREEN	8x16 Dot-Matrix with Message Window	10.1" with Touch + 2 Numeric LED Windows	8" Touchscreen + 2 Numeric LED Windows	15.6" Touch
LANGUAGE	7 languages, English, Dutch, French, German, Italian, Spanish, Polish	15 languages, English, German, Spanish, Dutch, Portuguese, Thai, Swedish, Russian, French, Arabic, Japanese, Turkish, Vietnamese, Chinese (simplified & traditional)	15 languages, English, German, Spanish, Dutch, Portuguese, Thai, Swedish, Russian, French, Arabic, Japanese, Turkish, Vietnamese, Chinese (simplified & traditional)	15 languages, English, German, Spanish, Dutch, Portuguese, Thai, Swedish, Russian, French, Arabic, Japanese, Turkish, Vietnamese, Chinese (simplified & traditional)
PRE-PROGRAMMABLE WORKOUTS	10(Target / Rolling / Valley / Fat Burn / Ramp / Strength / Interval / Random / HRC / Fitness Test)	Training Course(6)-(Manual / Hill / Fat Burn / Cardio / Strength / Interval) Target Training(3) - (Time/Distance/ Calories) HIIT(4) - (Normal / Hard / Advanced / Custom) HRC(4) - (Fatburn / Aerobic / Performance / Customize) Physical Test(7) - (Gerkin Protocol / Cooper Test / USMC PFT / Army PFT / Navy PFT / USAF PFT / Federal Law)	Training Course(7)-(Manual / Target / Hill / Fat Burn / Cardio / Strength / Interval) Training Course(7)-(Manual / Target / Hill / Fat Burn / Cardio / Strength / Interval) HIIT(4) - (Normal / Hard / Advanced / Custom) HRC(4) - (Fatburn / Aerobic / Performance / Customize) Physical Test(7) - (Gerkin Protocol / Cooper Test / USMC PFT / Army PFT / Navy PFT / USAF PFT / Federal Law)	Training Course(7)-(Manual / Target / Hill / Fat Burn / Cardio / Strength / Interval) HIIT(4) - (Normal / Hard / Advanced / Custom) HRC(4) - (Fatburn / Aerobic / Performance / Customize) Physical Test(7) - (Gerkin Protocol / Cooper Test / USMC PFT / Army PFT / Navy PFT / USAF PFT / Federal Law) VirtualGo(10)
QUICK START	Yes	Yes	Yes	Yes
INTEGRATION				
BODY ANALYZER INBODY 570	NA	NA	Yes	Yes
EXERCISE DATA	NA	NA	Yes	Yes
WEARABLE APPS	NA	NA	Yes (Runkeeper, GoogleHealth, Fitbit, Garmin)	Yes (Runkeeper, GoogleHealth, Fitbit, Garmin)
CIRCLECLOUD GO	NA	NA	Yes	Yes
ENTERTAINMENT APPS	NA	NA	NA	Yes
FACILITY MANAGEMENT	NA	NA	Yes	Yes

CONNECTIVITY	LED	TOUCH	SPORT	E PLUS 2.0
USB	Optional	Program Update & Charging	Program Update & Charging	Program Update & Charging
LAN	NA	NA	Yes	Yes
CSAFE (PEWER ONLY)	Optional	Optional	Optional	Optional
BLUETOOTH	NA	NA	Yes	Yes
TV	NA	NA	NA	Yes
HDMI	NA	NA	NA	NA
WIRELESS CHARGING	NA	NA	NA	NA
WIFI	NA	NA	Yes	Yes
AUDIO OUT	NA	NA	NA	Yes
HEART RATE (HR) DETECTION	Hand Pulse 5KHZ Wireless	Hand Pulse 5KHZ Wireless	Hand Pulse 5KHZ Wireless	Hand Pulse 5KHZ Wireless
MIRACAST	NA	NA	NA	NA
FAN	Optional	Optional	Optional	Yes



LED



Touch



Sport



E Plus 2.0

ELLIPTICAL

E7



Sleek design and optimized performance make the E7 Elliptical easy to assemble and relocate. Define what makes you powerful with the two-stage drive system, heavy-duty bearings, and oversized shafts for training done your way. Every move is made for you with smooth motion technology that delivers a quiet, comfortable, and natural ride.

Complete your workout with total stride control and smooth motion. The E7's thick padded pedals fuse comfort and durability. Amp up your workout with a variety of exercise programs and 25 resistance settings to engage users of all levels.

Available Color Options



Polar Silver

Jet Black

THOUGHTFULLY

DESIGNED

E7 DETAILS & SPECIFICATIONS

TECHNICAL SPECIFICATIONS

STRIDE LENGTH	20" (500 MM)
PEDAL SPACING	2.5" (64 MM)
STEP UP HEIGHT	12" (320 MM)
RESISTANCE LEVEL	25 LEVELS
MAXIMUM USER WEIGHT	400 LBS (181 KGS)

ELECTRICAL SPECIFICATIONS


POWER REQUIREMENT (LED, TOUCH)	Self Generation
POWER REQUIREMENT (SPORT, EPLUS 2.0)	100 ~ 240V ± 10 50/60Hz
MAXIMUM WATT@ 60 RPM	400W
MINIMUM WATT@ 60 RPM	40W
MINIMUM RPM (LED, TOUCH)	30 RPM
MINIMUM RPM (SPORT, EPLUS 2.0)	10 RPM

FRAME

COLOR OPTIONS	Polar Silver / Jet Black			
NET WEIGHT OF FRAME & CONSOLE	LED 238.1 LBS (108 KGS)	TOUCH 237.9 LBS (107.9 KGS)	SPORT 239.2 LBS (108.5 KGS)	EPLUS 2.0 244.7 LBS (111 KGS)
PACKAGED WEIGHT	LED 265.9 LBS (120.6 KGS)	TOUCH 265 LBS (120.2 KGS)	SPORT 267 LBS (121.1 KGS)	EPLUS 2.0 272.5 LBS (123.6 KGS)

DIMENSIONS

EQUIPMENT DIMENSIONS	80 (L) X 27 (W) X 72 (H) IN / 2040 (L) X 680 (W) X 1810 (H) MM
PACKAGING DIMENSIONS	83 (L) X 28 (W) X 33 (H) IN / 2120 (L) X 715 (W) X 830 (H) MM



Comfortable Strides

Thick pedals and silky smooth stride motion provides a comfortable and pleasurable workout.



Sophisticated aluminum rails

The aluminum rails are manufactured with superior surface finish offer silky smooth stride motion.



Ergonomic storage area

Storage for a bottle and other possessions are available to users for easy access while working out.

PLATINUM

CONSOLE SPECS

DISPLAY	LED	TOUCH	SPORT	E PLUS 2.0
SCREEN	LED 7 segments with Dot-Matrix-White light	10.1" with Touch + 2 LED white light	8" Touch + 2 LED white light	15.6" Touch
LANGUAGE	10 Languages: English, German, Spanish, Dutch, Portuguese, Italian, Swedish, Russian, Polish, French	15 languages, English, German, Spanish, Dutch, Portuguese, Thai, Swedish, Russian, French, Arabic, Japanese, Turkish, Vietnamese, Chinese (simplified & traditional)	15 languages, English, German, Spanish, Dutch, Portuguese, Thai, Swedish, Russian, French, Arabic, Japanese, Turkish, Vietnamese, Chinese (simplified & traditional)	15 languages, English, German, Spanish, Dutch, Portuguese, Thai, Swedish, Russian, French, Arabic, Japanese, Turkish, Vietnamese, Chinese (simplified & traditional)
PRE-PROGRAMMABLE WORKOUTS	10 (Target / Rolling / Valley / Fat Burn / Ramp / Strength / Interval / Random / HRC / Constant Watt)	Training Course (8) - (Manual / Rolling-hills / Mountain Peaks / Fat Burn / Incline / Strength / Interval / Constant Wattage) / Target Training (3) - (Time/Distance/ Calories) / HRC (4) - (Fatburn / Aerobic / Performance / Customize)	Training Course (9) - (Manual / Target / Rolling-hills / Mountain Peaks / Fat Burn / Incline / Strength / Interval / Constant Wattage) / HRC (4) - (Fatburn / Aerobic / Performance / Customize)	Training Course (9) - (Manual / Target / Rolling-hills / Mountain Peaks / Fat Burn / Incline / Strength / Interval / Constant Wattage) / HRC (4) - (Fatburn / Aerobic / Performance / Customize) / VirtualGo(10)
QUICK START	Yes	Yes	Yes	Yes
INTEGRATION				
BODY ANALYZER INBODY 570	NA	NA	Yes	Yes
EXERCISE DATA	NA	NA	Yes	Yes
WEARABLE APPS	NA	NA	Yes (Runkeeper, GoogleHealth, Fitbit, Garmin)	Yes (Runkeeper, GoogleHealth, Fitbit, Garmin)
CIRCLECLOUD GO	NA	NA	Yes	Yes
ENTERTAINMENT APPS	NA	NA	NA	Yes
FACILITY MANAGEMENT	NA	NA	Yes	Yes

CONNECTIVITY	LED	TOUCH	SPORT	E PLUS 2.0
USB	Charging	Program Update & Charging	Program Update & Charging	Program Update & Charging
LAN	NA	NA	Giga LAN	Giga LAN
CSAFE (POWER ONLY)	Optional	Optional	Optional	Optional
BLUETOOTH	NA	NA	Bluetooth 4.2 (For BT Login)	2 X Bluetooth 4.2 (1 For BT Login & Wireless Pulse/ 1 For Wireless Audio)
TV	NA	NA	NA	DVBT/T2/C, ATSC, DTMB, ISDBT (Satellite: NA)
WIRELESS CHARGING	NA	NA	Yes	Yes
WIFI	NA	NA	Yes	Yes
AUDIO OUT	NA	NA	NA	3.5 MM Phone Jack / Wireless BT
HEART RATE (HR) DETECTION	Hand Pulse 5KHZ Wireless	Hand Pulse 5KHZ Wireless	Hand Pulse 5KHZ Wireless	Hand Pulse 5KHZ Wireless
FAN	NA	NA	Optional	Yes



LED



Touch



Sport



E Plus 2.0

B I K E

B 8



Discover a new cardio experience with the B8 Upright Bike. Whether you prefer a relaxed or rigorous workout, the B8 is specifically designed for a comfortable full-body training session. Customizable settings made for every user for endless versatility—get more out of your workout with the B8.

The B8 handlebars are specifically designed for all workout intensities. With a soft-gripped handlebar and padded elbow rest, let a supportive, comfortable grip guide your upper body workout.

Available Color Options



Polar Silver

Jet Black

C O M F O R T

COMES FIRST

B8 DETAILS & SPECIFICATIONS

TECHNICAL SPECIFICATIONS

Q FACTOR (PEDAL SPACING)	8 IN (20 CM)
DRIVE SYSTEM	Self-Generating Electric Hybrid with Flywheel
RESISTANCE LEVEL	25 LEVELS
RESISTANCE SYSTEM	Electrically Returned
MAXIMUM USER WEIGHT	400 LBS (181 KGS)

ELECTRICAL SPECIFICATIONS

POWER REQUIREMENT (LED, TOUCH)	Self Generation
POWER REQUIREMENT (SPORT, EPLUS 2.0)	100 ~ 240V ± 10 50/60Hz
MAXIMUM WATT@ 60 RPM	400W
MINIMUM WATT@ 60 RPM	40W
MINIMUM RPM (LED, TOUCH)	30 RPM
MINIMUM RPM (SPORT, EPLUS 2.0)	10 RPM

FRAME

COLOR OPTIONS Polar Silver / Jet Black


NET WEIGHT OF FRAME & CONSOLE	LED 148.8 LBS (67.5 KGS)	TOUCH 147.9 LBS (67.1 KGS)	SPORT 149.9 LBS (68 KGS)	EPLUS 2.0 155.4 LBS (70.5 KGS)
--	-----------------------------	-------------------------------	-----------------------------	-----------------------------------

PACKAGED WEIGHT	LED 165.3 LBS (75 KGS)	TOUCH 164.4 LBS (74.6 KGS)	SPORT 166.4 LBS (75.5 KGS)	EPLUS 2.0 171.9 LBS (78 KGS)
------------------------	---------------------------	-------------------------------	-------------------------------	---------------------------------

DIMENSIONS

EQUIPMENT DIMENSIONS 44 (L) X 27 (W) X 58 (H) IN / 1130 (L) X 690 (W) X 1470 (H) MM

PACKAGING DIMENSIONS 47 (L) X 21 (W) X 31 (H) IN / 1200 (L) X 530 (W) X 800 (H) MM



Adjustable Seat

Offers 12 levels of adjustment to ensure a comfortable experience for all users. Besides, users can adjust seat by single hand..



Resistance level control

Handlebars with button on the top allow easy adjustment resistance levels during your workout.



Ergonomic Multi-Position Handlebars

The B8 offers multiple hand grip positions to ensure that users are comfortable during all stages of their ride. The conveniently located elbow rests make long rides a little easier when taking a rest.

PLATINUM

CONSOLE SPECS

DISPLAY	LED	TOUCH	SPORT	E PLUS 2.0
SCREEN	LED 7 segments with Dot-Matrix-White light	10.1" with Touch + 2 LED white light	8" Touch + 2 LED white light	15.6" Touch
LANGUAGE	10 Languages: English, German, Spanish, Dutch, Portuguese, Italian, Swedish, Russian, Polish, French	15 languages, English, German, Spanish, Dutch, Portuguese, Thai, Swedish, Russian, French, Arabic, Japanese, Turkish, Vietnamese, Chinese (simplified & traditional)	15 languages, English, German, Spanish, Dutch, Portuguese, Thai, Swedish, Russian, French, Arabic, Japanese, Turkish, Vietnamese, Chinese (simplified & traditional)	15 languages, English, German, Spanish, Dutch, Portuguese, Thai, Swedish, Russian, French, Arabic, Japanese, Turkish, Vietnamese, Chinese (simplified & traditional)
PRE-PROGRAMMABLE WORKOUTS	10 (Target / Rolling / Valley / Fat Burn / Ramp / Strength / Interval / Random / HRC / Constant Watt)	Training Course (8) - (Manual / Rolling-hills / Mountain Peaks / Fat Burn / Incline / Strength / Interval / Constant Wattage) Target Training (3) - (Time/Distance/ Calories) HRC (4) - (Fatburn / Aerobic / Performance / Customize)	Training Course (9) - (Manual / Target / Rolling-hills / Mountain Peaks / Fat Burn / Incline / Strength / Interval / Constant Wattage) HRC (4) - (Fatburn / Aerobic / Performance / Customize)	Training Course (9) - (Manual / Target / Rolling-hills / Mountain Peaks / Fat Burn / Incline / Strength / Interval / Constant Wattage) HRC (4) - (Fatburn / Aerobic / Performance / Customize) VirtualGo(10)
QUICK START	Yes	Yes	Yes	Yes
INTEGRATION				
BODY ANALYZER INBODY 570	NA	NA	Yes	Yes
EXERCISE DATA	NA	NA	Yes	Yes
WEARABLE APPS	NA	NA	Yes (Runkeeper, GoogleHealth, Fitbit, Garmin)	Yes (Runkeeper, GoogleHealth, Fitbit, Garmin)
CIRCLECLOUD GO	NA	NA	Yes	Yes
ENTERTAINMENT APPS	NA	NA	NA	Yes
FACILITY MANAGEMENT	NA	NA	Yes	Yes

CONNECTIVITY	LED	TOUCH	SPORT	E PLUS 2.0
USB	Charging	Program Update & Charging	Program Update & Charging	Program Update & Charging
LAN	NA	NA	Giga LAN	Giga LAN
CSAFE (POWER ONLY)	Optional	Optional	Optional	Optional
BLUETOOTH	NA	NA	Bluetooth 4.2 (For BT Login)	2 X Bluetooth 4.2 (1 For BT Login & Wireless Pulse / 1 For Wireless Audio)
TV	NA	NA	NA	DVBT/T2/C, ATSC, DTMB, ISDBT (Satellite:NA)
WIRELESS CHARGING	NA	NA	Yes	Yes
WIFI	NA	NA	Yes	Yes
AUDIO OUT	NA	NA	NA	3.5 MM Phone Jack / Wireless BT
HEART RATE (HR) DETECTION	Hand Pulse 5KHZ Wireless	Hand Pulse 5KHZ Wireless	Hand Pulse 5KHZ Wireless	Hand Pulse 5KHZ Wireless
FAN	NA	NA	Optional	Yes



LED



Touch



Sport



E Plus 2.0

B I K E
R 8



Expect control, comfort, and confidence in your workout with the R8 Recumbent Bike. Enhanced body support and machine intelligence for a robust training session. Stay moving with a wide variety of resistance controls and personalized settings to elevate your workout experience to the next level.

Purposefully designed, the R8 U-Bar maximizes comfort for mounting and dismounting for an optimal gripping point—with safety and comfort at the forefront of design. The seatback adjustable recline angle offers undeniable comfort.

Available Color Options



Polar Silver

Jet Black

CHALLENGE YOUR

RESISTANCE

R8 DETAILS & SPECIFICATIONS

TECHNICAL SPECIFICATIONS

Q FACTOR (PEDAL SPACING)	9.8 IN (24.8 CM)
DRIVE SYSTEM	Self-Generating Electric Hybrid with Flywheel
RESISTANCE LEVEL	25 LEVELS
RESISTANCE SYSTEM	Electrically Returned
MAXIMUM USER WEIGHT	400 LBS (181 KGS)

ELECTRICAL SPECIFICATIONS

POWER REQUIREMENT (LED, TOUCH)	Self Generation
POWER REQUIREMENT (SPORT, EPLUS 2.0)	100 ~ 240V ± 10 50/60Hz
MAXIMUM WATT@ 60 RPM	400W
MINIMUM WATT@ 60 RPM	40W
MINIMUM RPM (LED, TOUCH)	30 RPM
MINIMUM RPM (SPORT, EPLUS 2.0)	10 RPM

FRAME

COLOR OPTIONS Polar Silver / Jet Black

NET WEIGHT OF FRAME & CONSOLE	LED 188.5 LBS (85.5 KGS)	TOUCH 187.6 LBS (85.1 KGS)	SPORT 189.6 LBS (86 KGS)	EPLUS 2.0 195.1 LBS (88.5 KGS)
--	-----------------------------	-------------------------------	-----------------------------	-----------------------------------

PACKAGED WEIGHT	LED 203.5 LBS (92.3 KGS)	TOUCH 202.6 LBS (91.9 KGS)	SPORT 204.6 LBS (92.8 KGS)	EPLUS 2.0 210.1 LBS (95.3 KGS)
------------------------	-----------------------------	-------------------------------	-------------------------------	-----------------------------------

DIMENSIONS

EQUIPMENT DIMENSIONS 67 (L) X 25 (W) X 56 (H) IN / 1680 (L) X 630 (W) X 1420 (H) MM

PACKAGING DIMENSIONS 66 (L) X 15 (W) X 29 (H) IN / 1670 (L) X 370 (W) X 730 (H) MM



Adjustable Seatback

Seatback recline angle can be adjusted to maximize the users comfort during a workout.



Walkthrough Design

Makes mounting and dismounting easy and comfortable.



Heart rate sensor handgrips with Resistance level control

Heart rate sensor handgrips with button on the top allow easy adjustment resistance levels during your workout and monitoring heart rate at the same time.

PLATINUM

CONSOLE SPECS

DISPLAY	LED	TOUCH	SPORT	E PLUS 2.0
SCREEN	LED 7 Segments with Dot-Matrix-White light	10.1" with Touch + 2 LED white light	8" Touch + 2 LED white light	15.6" Touch
LANGUAGE	10 Languages: English, German, Spanish, Dutch, Portuguese, Italian, Swedish, Russian, Polish, French	15 Languages, English, German, Spanish, Dutch, Portuguese, Thai, Swedish, Russian, French, Arabic, Japanese, Turkish, Vietnamese, Chinese (simplified & traditional)	15 languages, English, German, Spanish, Dutch, Portuguese, Thai, Swedish, Russian, French, Arabic, Japanese, Turkish, Vietnamese, Chinese (simplified & traditional)	15 languages, English, German, Spanish, Dutch, Portuguese, Thai, Swedish, Russian, French, Arabic, Japanese, Turkish, Vietnamese, Chinese (simplified & traditional)
PRE-PROGRAMMABLE WORKOUTS	10 (Target / Rolling / Valley / Fat Burn / Ramp / Strength / Interval / Random / HRC / Constant Watt)	Training Course (8) - (Manual / Rolling-hills / Mountain Peaks / Fat Burn / Incline / Strength / Interval / Constant Wattage) Target Training (3) - (Time/Distance/ Calories) HRC (4) - (Fatburn / Aerobic / Performance / Customize)	Training Course (9) - (Manual / Target / Rolling-hills / Mountain Peaks / Fat Burn / Incline / Strength / Interval / Constant Wattage) HRC (4) - (Fatburn / Aerobic / Performance / Customize)	Training Course (9) - (Manual / Target / Rolling-hills / Mountain Peaks / Fat Burn / Incline / Strength / Interval / Constant Wattage) HRC (4) - (Fatburn / Aerobic / Performance / Customize) VirtualGo(10)
QUICK START	Yes	Yes	Yes	Yes
INTEGRATION				
BODY ANALYZER INBODY 570	NA	NA	Yes	Yes
EXERCISE DATA	NA	NA	Yes	Yes
WEARABLE APPS	NA	NA	Yes (Runkeeper, GoogleHealth, Fitbit, Garmin)	Yes (Runkeeper, GoogleHealth, Fitbit, Garmin)
CIRCLECLOUD GO	NA	NA	Yes	Yes
ENTERTAINMENT APPS	NA	NA	NA	Yes
FACILITY MANAGEMENT	NA	NA	Yes	Yes

CONNECTIVITY	LED	TOUCH	SPORT	E PLUS 2.0
USB	Charging	Program Update & Charging	Program Update & Charging	Program Update & Charging
LAN	NA	NA	Giga LAN	Giga LAN
CSAFE (POWER ONLY)	Optional	Optional	Optional	Optional
BLUETOOTH	NA	NA	Bluetooth 4.2 (For BT Login)	2 X Bluetooth 4.2 (1 For BT Login & Wireless Pulse / 1 For Wireless Audio)
TV	NA	NA	NA	DVBT/T2/C, ATSC, DTMB, ISDBT (Satellite:NA)
WIRELESS CHARGING	NA	NA	Yes	Yes
WIFI	NA	NA	Yes	Yes
AUDIO OUT	NA	NA	NA	3.5 MM Phone Jack / Wireless BT
HEART RATE (HR) DETECTION	Hand Pulse 5KHZ Wireless	Hand Pulse 5KHZ Wireless	Hand Pulse 5KHZ Wireless	Hand Pulse 5KHZ Wireless
FAN	NA	NA	Optional	Yes



LED



Touch



Sport



E Plus 2.0





CORE SERIES

AN EXPERIENCE LIKE NO OTHER

Kick any workout up a notch with our Core 6 Series. Superior engineering ensures a selection of top-of-the-line treadmills, ellipticals, and recumbent bikes, so no challenge goes unmet. Featuring our HR Training Zone, easy walkthrough design, and guaranteed durability, upgrade your facility with a brand-new experience.

T R E A D M I L L

M 6 C A R E



The M6 Care Treadmill is designed for all individuals of all abilities to receive the workout they need for low-impact training. A simple design that comes geared with durable technology is how the M6 Care enhances every experience and every workout preference. Find the right routine that feels right for you and let M6 Care take you further than ever before.



LED

Available Color Options



Polar Silver

Jet Black

M6 CARE DETAILS & SPECIFICATIONS

TECHNICAL SPECIFICATIONS

DECK	Reversible Deck Pre-waxed Reversible Deck
BELT	Commercial Grade Commercial Grade Pre-waxed
RUNNING AREA	1520 X 500 MM / 60 X 20 IN
SPEED RANGE	0.3 ~ 12 KM / 0.1-7.5 MPH
INCLINE RANGE	15% (15 Level)
STEP-UP HEIGHT	6.7 IN / 170 MM
ROLLERS	2.7 IN / 70MM
MAXIMUM USER WEIGHT	181 KGS / 400 LBS

FEATURES

SAFETY STRIPE PRINT ON BELT	-
FAN	-
READING RACK	-
HR SENSOR & TELEMETRY	-
HR CHEST BELT	Optional
TARGET HEART RATE ZONE	(LED Only)
BOTTLE HOLDER STORAGE	-
COLOR SELECTIONS	Polar Sliver / Jet Black

ELECTRICAL SPECIFICATIONS

MOTOR POWER	2.0 HP (Continuous) 3.5 HP (Duty)
POWER REQUIREMENT	Powered 110VAC / 220VAC ±20% 20A 50/60HZ
UNIT DIMENSIONS	1990 X 860 X 1400 MM / 79 X 34 X 58 IN
UNIT WEIGHT	LED 137 KGS / 301.4 LBS
PACKAGED DIMENSIONS (BODY)	2100 X 880 X 400 MM / 83 X 35 X 16 IN
PACKAGED DIMENSIONS (CONSOLE)	910 X 570 X 310 MM / 35.8 X 22.4 X 12.2 IN
PACKAGED WEIGHT	LED 150 KGS / 330 LBS

CONSOLE

MODEL	Standard
SCREEN	8x16 Dot-Matrix W / Message Window+HR Status Bar
WORKOUT PROGRAMS	P1: Manual / P2:Target / P3:Course / P4:Custom / P5:Fitness Test / P6:Heart Rate Train
LANGUAGE	English

SPECIALTY





CIRCLE
FITNESS

M8 SMOOTH DECK